THE NORTHERN VIRGINIA MINERAL CLUB INC

The Mineral Newsletter

Next meeting: October 2 Time: 7:30 p.m.

Dunn Loring Fire Station, 2148 Gallows Road, Dunn Loring, VA

Smithsonite

with aurichalcite
Kelly Mine, New Mexico
Photo: Tom Tucker.

Volume 63, No. 7
October 2023
Explore our website!

October Meeting Program:

Fall Club Auction

details on page 5

In this issue …

Mineral of the Month
Smithsonite

by Sue Marcus

When you think of smithsonite, does your mind's eye, like mine, drift fondly to the aqua hues of specimens from the famous Kelly Mine, like the one featured on the cover? Or do you have a favorite smithsonite in one of its other rainbow colors or forms?

Smithsonite is an easy mineral to enjoy and to collect—at least by the "silver pick" (purchasing rather than self-collecting). In its botryoidal forms, the bumps and lumps may be pink, green, yellow, white, or that lovely "Kelly blue," along with other shades, including brown.

Or smithsonite can form attractive individual crystals, rarely large, though frequently transparent or translucent. As of September 2023, Mindat had more than 5,000 photos of smithsonite. Smithsonite is photogenic and abundant enough for collectors to have enough specimens to share beautiful images.

Chemically, smithsonite is zinc carbonate, with the formula $ZnCO_3$. Zinc ores have been known and exploited for ages—literally! Zinc was used to make bronze as early as 3000 BC. Georgius Agricola (the early German mineralogist born as Georg Bauer in his native Saxony—*Bauer* and *agricola* both mean farmer) used the term "Lapis calaminaris" for zinc ore in his best known and foundational book on mining, *De Re Metallica*, published in 1556.

You might think, with a name like smithsonite, that the "type locality" where the mineral was originally found and described would be in England (land of James Smithson, of Smithsonian fame). The mineral was indeed named for him by François S. Beudant in 1832. However, calamine was the name used by the Swedish mineralogist Johan Gottschalk Wallerius (or Vallerius) for zinc carbonate in 1747; for reasons unknown to me, that name did not stick with the mineral.

Another Swede, Torbern Bergmann, analyzed calamine samples in 1780 and found mixtures of zinc carbonate and silicate. In 1803, James Smithson, following up on the work of Bergmann, studied calamine ores more thoroughly and discovered that they comprised two separate minerals, a carbonate and a silicate. It was the carbonate identified by Smithson that was eventually named to honor him. The silicate became hemimorphite. According to Dana (1966), the mineral name calamine is now used for the chemical compound $(ZnOH)_2SiO_3$.

Coloration in smithsonite can be caused by trace amounts of iron, manganese, cobalt, cadmium, indium, or even abnormal amounts of calcium in the crystal lattice (structure). Green or blue smithsonite contains

Happy Halloween!

Northern Virginia Mineral Club members,

The next club meeting will be on **October 2, 7:30 p.m.**, at the Dunn Loring Fire Station, 2148 Gallows Road, Dunn Loring, VA. The fire station is next to Kilmer Middle School.

The program will be the Fall Club Auction. See details on page 5.

Smithsonite on dolomite, from Tsumeb, Namibia. Source: Wikipedia; photo: Rob Lavinsky.

Smithsonite, Kelly Mine, Socorro County, New Mexico. Source: Mindat; photo: Rock Currier.

traces of copper. Cobalt causes the pink color in smithsonite, just as it does in calcite. Iron turns smithsonite brown or orangey-brown. Cadmium causes a yellow or orange color; recent specimens of cadmium-rich smithsonite from China are pricey, and some of the yellow ones fluoresce.

The yellow form is sometimes called "turkey-fat ore." Miners called honeycombed, fine-grained, brown or off-white, massive smithsonite "dry bone ore," although they sometimes used the term more loosely for all forms of smithsonite.

Along with its variety of colors, smithsonite occurs in a variety of forms. It is commonly botryoidal, although it can also form stalactites and stalagmites. Large rhombohedral crystals are relatively rare. Scalenohedrons are also found.

As a zinc ore, smithsonite has a geologic affinity for ores rich in galena and sphalerite, so the three minerals

Smithsonite in various hues, Tsumeb Mine, Oshikoto Region, Namibia. Source: Mindat; photos: Rob Lavinsky.

are often found together. Smithsonite forms at low temperatures and pressures from the oxidation of sphalerite, so it is found towards the top of ore deposits. Therefore, it is a "supergene" ore—superposed above the original orebody. Hemimorphite, another supergene zinc mineral, and cerussite, the lead carbonate analogue to smithsonite, also occur together.

The Kelly Mine in New Mexico is the source of many famous eye-catching specimens—and of smaller favorite pieces for the rest of us. Ask Tom Tucker to tell you about collecting at the Kelly Mine. Perhaps Pat Hayes and Fred Parker, who moved to that area, have collected there, too.

Tsumeb, Namibia, though a major copper producer, also has beautiful smithsonite specimens. Botryoidal pink specimens have been found there, along with clear, white, yellow, and green macrocrystals. If you browse through the pages of photos of smithsonite on Mindat, you'll see that Tsumeb has produced every possible color and form of smithsonite.

Mexico also produces beautiful smithsonite specimens from copper and zinc mines in Sinaloa, Chihuahua, Zacatecas, and other states.

The type locality for smithsonite is difficult to discern. I believe it is the Singing River Mine, Shipham, Mendip Hills, Somerset, England (Pracejus 2015), because smithsonite, as a mineral material, was known long before it was named. The Mendip Hills locality is probably where James Smithson's material came from.

According to Gemdat.org, smithsonite is cut and polished as a gemstone in faceted and cabochon forms. But I wouldn't advise wearing it unless it is well protected from abrasion because the mineral is relatively soft. A quirky fact is that "Bonamite" is the name given to cabs made from smithsonite. Some sources also state that the term "Bonamite" is used for any smithsonite in the gem trade.

Technical Details

Chemical formula ..... $ZnCO_3$
Crystal form..... trigonal
Hardness..... 4–4.5 (Mindat 2017); 5–5.5 (Gem.dat 2017); 5.5 (Dana 1966)
Density ..... 4.42–4.45 g/cm^3 (measured)
Color ..... almost any—aqua, green, orange, yellow, pink, white, clear
Streak ..... white
Cleavage..... perfect in one direction
Fracture ..... usually irregular

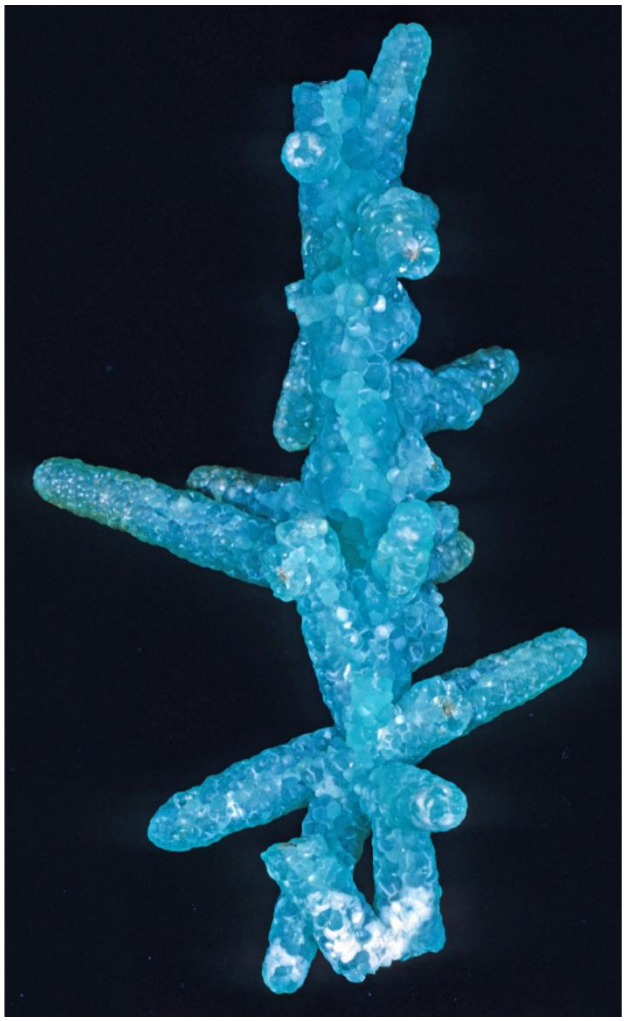

Smithsonite, Kelly Mine, Socorro County, New Mexico. Source: Mindat; photo: Rock Currier.

Luster .....pearly, vitreous, silky when botryoidal

Sources

Cahn, R.W. 2011. Georgius Agricola: German scholar and scientist. Encyclopedia Britannica.
Dana, E.S. 1966 (1898). A textbook of mineralogy. 4th ed. Revised by Ford, W.E. New York, NY: John Wiley & Sons.
Gemdat.org. N.d. (no date). Smithsonite.
Mindat. N.d. Smithsonite.
Minerals.net. N.d. The mineral smithsonite.
Pracejus, B. 2015. Smithsonite. The ore minerals under the microscope: An optical guide. 2nd ed. Atlases in Geosciences 3. New York, NY: Elsevier.
Webmineral.com. N.d. Smithsonite mineral data.
Wikipedia. N.d. Zinc.

Club Member Auction Coming Up!
October 2 Program

Our October club meeting will feature our Fall Club Auction! Proceeds from the auction go into the Fred Schaefermeyer Scholarship Fund, which supports students in the field of geology.

Sellers should come early to set up. The meeting will start promptly at 7:30 p.m. We will quickly move through the business part of the meeting so we can get to the fun!

Sellers, come early to help set up the room and your items. Each auction item should be described on an individual bid slip (see page 13 for the forms—just print out as many pages as you need). Information on the bid slip should include:

- item number (your initials or other unique code followed by a sequence number);
- description;
- from (locality); and
- starting bid amount (the lowest bid you will accept for sale—if not stated, the minimum bid is $2).

Also, use the summary sheet on page 14 to list all of your items for sale so that the club treasurer can record the final sales price and give you your money after the auction.

Bring guests or invite nonmembers who might be interested in rocks and minerals! Although only current club members are allowed to sell, the meeting and auction are open to all.

Please consider volunteering. The auctioneers, accountants, and runners are all volunteers—so help us out here, folks!

Bring small bills, bid early and often, and help us move on to the next item. We need to be out of our meeting room by about 10 p.m.

**** Note Current Club Auction Rules ****

- Any member may offer up to 20 specimens or up to 4 flats for auction.
- Each flat is one auctionable item.
- The club gets 15 percent of the purchase price; the remainder goes to the seller

Malachite acquired by a lucky buyer at a past NVMC club member auction. Photo: Sheryl Sims.

- Anyone may donate items to the auction to fully benefit the club (no money goes back to the donor).
- The minimum bid is $2 on any item. The minimum increase is also $2. Bids higher than $20 increase by $5.
- We start with a silent auction to assess interest in each item for sale. So look carefully and start bidding. Items with multiple bids during the silent auction will be brought sooner to the actual (vocal) auction.

Winning bidders must pay for the item promptly with cash or check.

GeoWord of the Day

(from the American Geoscience Institute)

quartz topaz

A frequently used but incorrect synonym of citrine.

(from the *Glossary of Geology*, 5th edition, revised)

Falling Rocks

by Jason Zeibel

Welcome to fall, with football, Halloween decorations, and pumpkin spice everywhere. After a long summer that often felt stagnant, we welcome fall as a season of change, with changing temperatures and weather.

Fall can often be taken literally, such as when it comes to the falling leaves. In this spirit, I spent some time thinking about falling rocks! Yes, the time scales are long, but that doesn't mean you can't see big changes happen quickly.

I remember hearing about the time when New Hampshire's "man in the mountain" fell down in 2003. I visited that formation as a high school student and was amazed by the granite seemingly hanging there forever. It seemed so odd to think that it could fall down.

My family took a trip to Australia last Christmas, and we were struck by the geology at the Great Ocean Road (fig. 1). There, giant sandstone pillars and islands stand tall along the coast of the Southern Ocean. The wave action wears down the weaker underlayers, creating amazing tunnels and structures. These structures can fall at any time, leaving pillars and islands—which in turn fall down in due course.

We visited one structure that used to be known as London Bridge (figs. 2, 3). It is located in Port Campbell National Park near Peterborough, Victoria. In 1990, the old bridge structure fell down due to the sandstone erosion caused by wave action. The collapse actually stranded two tourists on the newly formed island, leading to a rescue effort with a police helicopter.

Which geologic features have you visited that seem unchanging but that might someday fall down without warning?

Just a couple of months remain until our next gem, mineral, and fossil show at George Mason University. Please book your calendars for November 18-19. This will be our 31st annual show, and it will require many volunteers to run smoothly.

Tom Taaffe, our show chairperson, has printed up handouts. They will be available at all club events between now and then. I encourage you to take some and leave them at appropriate community locations and on bulletin boards to get the word out.

Figure 1—*The Zeibel family poses for pictures along the Great Ocean Road in Australia, between Adelaide in South Australia and Melbourne, Victoria. Note the layers of sandstone that have eroded to reveal a hole going out to the Southern Ocean. All photos: Jason Zeibel.*

Also, please consider signing up to help at the show. You can help out in many ways, and all are appreciated. Tom and I thank you!

Finally, we have our semi-annual club auction coming up on October 2 at our October meeting at Dunn Loring Fire Station. Please bring some minerals to sell because all proceeds go to our club's scholarship fund. We are going to need some help volunteering at the auction as well, especially because it looks like our treasurer will miss the action—so please consider

helping out! Also, please continue to make sure you are getting club emails by ensuring that the club's email address (members@novamineral.club) is on your "good" list.

Have a happy fall, and watch out for falling rocks!

Figure 2—*The Southern Ocean eroded this section of sandstone from what was once a "bridge" over a "tunnel" to the point where the bridge collapsed. Until the collapse, this formation in Australia's Port Campbell National Park was known as London Bridge. The collapse in 1990 left two tourists stranded on the newly formed island.*

Figure 3—Top: *London Bridge Island in Port Campbell National Park.* **Bottom:** *London Bridge Island before the "bridge" collapsed and it became an island.*

Giant amethyst geode from the Artigas region in Uruguay, famous for producing massive amethysts thanks to favorable environmental factors that include 120-million-year-old basalt and mineral-rich groundwater. Thanks to Tom Burke for the reference! Photo: Nowar Minerals Uruguayan Amethyst.

Club History

Story of the Club Emblem

by Hutch Brown

Editor's note: *This piece continues the series lauched in the September newsletter on the history of the NVMC.*

The cover page for this newsletter shows, at the top, what publishers call its "nameplate" (the name and emblem of the club). The original design for the nameplate reflects the club's logo (left), which appears on the club's website. The emblem (the artwork inside the logo) shows an outline of Virginia, with a foreground of crystals radiating from stony ground. A black dot stands for northern Virginia. As with most logos, the design is round, with the club name in the margin around the club emblem.

In 2017, the NVMC held a contest to update the club emblem. Where did the original emblem come from? Why did club members want an update, and what has been the result?

Original Line Drawing

The original emblem was what graphic artists call a "line drawing," black lines on a white backdrop. Who created it is unclear; submitted by Ken Lawrence, the newsletter editor at the time, it emerged as the winner of a club contest held in June 1969.

The emblem was cutting-edge technology in the age of typewriters (before laptops and desktop publishing), when most newsletters were typewritten, lacking color and graphics. The oldest surviving version of the emblem is in the nameplate (below) of an obviously typewritten club newsletter from November 1974.

In the original emblem (below right), the details are much sharper than in later nameplates, such as a white star inside the representative black dot. The front page of the newsletter was typewritten onto paper with the nameplate photocopied at the top. Photocopies of photocopies for typewritten newsletters apparently degraded the design, leaving us with the blurry version that appears in recent newsletters (and in the logo).

"Flowers" Slogan

When I started as club editor in 2013, the nameplate contained a slogan popular in the world of mineralogy: "Crystals are the flowers of the Mineral Kingdom." According to club records, the slogan made its debut in the January 1983 issue of the newsletter, coinciding with the transition to a new editor, Fred Schaefermeyer. Fred typed the slogan under the nameplate.

In 1987, with the transition to another editor (Nancy Wiser), the slogan disappeared without explanation, only to reappear sometime after 1995. (Our club records have gaps, so exactly when is unclear.)

In February 2008, the newsletter first appeared in color for posting online. Despite the capabilities of desktop publishing, the nameplate remained the same simple line drawing, blurry and antiquated, and it included the "flowers" slogan.

In late 2013 or early 2014, a club member generously sent me a new version of the nameplate, with blue color added to the crystals—and minus the slogan. I adopted the new version without noticing that the slogan was gone, but no one ever complained.

Emblem Contest

In the 1970s, even a simple line drawing for the nameplate was a technological breakthrough. By the time I became editor, however, what was once crisp and state-of-the-art looked quaint and out of place in the nameplate of a full-color newsletter like ours, especially when the cover featured splendid photos of gorgeous minerals. Moreover, the original template for the line drawing had vanished, and the blurry leftover image looked dowdy and shopworn.

For such reasons, the NVMC called on members to come up with a new club emblem. In February 2017,



President Bob Cooke announced a contest for a new emblem for use on club member badges. Bob called for volunteers to submit designs that club members would then vote on.

The result, accepted by members in May 2017, was to retain the same emblem but with a redesign (shown below) by club member Amanda Parker. The redesign was an even simpler line drawing, but it was sharp and clear rather than blurry, a major improvement. Its clarity and simplicity facilitated production of the new name tags, with white etching on a blue plastic tag. The club name tags now in use carry the redesigned emblem.

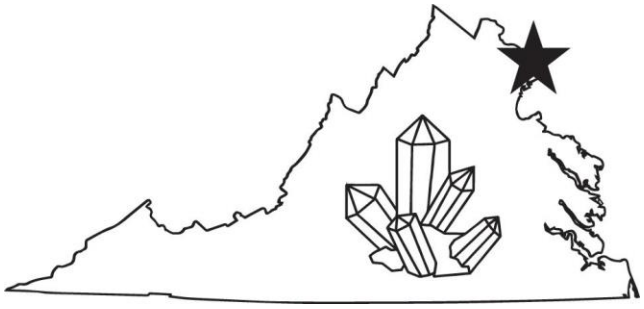

Unresolved Issues

Except on the name tag, the club continued to use the old emblem, which still appeared on the club website (in the logo); on club banners for the annual mineral show; and in the nameplate for the club newsletter. Although the use of two different versions might seem confusing, a decision was made to allow it (see the April 2017 newsletter, page 4), partly so that the old banners could continue to be used for the club show.

A simple line drawing is fine for a name tag, but it looks hopelessly out of date compared to a modern club logo (like the examples shown above right), let alone for the nameplate of a 21st-century publication that uses colors, photos, and graphics. Switching out one simple line drawing for another did nothing to resolve such issues.

As newsletter editor, I continued to use the old nameplate because the Word software allowed me to add more color. In Word, the color scheme that (in my opinion) works best for headings, sidebars, and the like is shades of red and blue. I incorporated those colors into the formal design of the newsletter, including the nameplate.

However, consistency matters. Therefore, to make club usage more consistent, I have replaced the old nameplate with one containing the new line drawing (see the cover of this newsletter). Though not quite as good, the coloring seems passable, and I don't have the software or knowledge to improve it.

Possible Improvements

To improve usage of the club emblem, the NVMC might consider taking the following steps:

1. For the annual club show, create banners with the new emblem rather than the old one (along the lines shown below).
2. For the website, place the new emblem in the standard circular logo format. Our webmaster could then post the new logo on the website to replace the old one.
3. For the newsletter, add shades of red and blue to the nameplate (for example, to the crystals and star) and maybe adjust the color of the lettering and add a light blue fill color on a gradient.

In the longer term, the club might also consider using the latest desktop publishing techniques and technologies to improve the club logo by giving the emblem the sophisticated and up-to-date look that would befit the nameplate of a full-color newsletter like ours. In the publishing world, simple line drawings like what we have today are simply a thing of the past.

Club Show Coming Up!
November 18-19, 2023

by Tom Taaffe, Show Chair

After a successful show last year, the NVMC is holding our 31st Annual Gem, Mineral, and Fossil Show this fall with sponsorship by the Department of Atmospheric, Oceanic and Earth Sciences at George Mason University (GMU) in Fairfax, VA. The show will be on November 18-19 in Dewberry Hall, Johnson Center Building, GMU. After setup on November 17, show hours will be from 10 a.m. to 6 p.m. on Saturday, November 18, and from 10 a.m. to 4 p.m. on Sunday, November 19. Admission will be $6 for adults, $4 for seniors (65-plus years old), and $3 for teens (13-17 years old). Admission is free for Scouts in uniform, children 12 and under who are accompanied by a parent, and GMU students and faculty with ID.

Here are various suggestions for ways that NVMC members can help with this year's show.

Staffing the Show

You can volunteer to help during actual show hours on Saturday and Sunday. For example, we need volunteers for the **Kids' Activity Room**. This job entails administering quizzes, helping with puzzles, and awarding free specimens to kids who earn them. It also includes fielding any questions the kids have as well as helping with mineral and fossil identification. The Kids' Activity Room can get a little crazy at times, but it's lots of fun and very worthwhile.

Show volunteers needed!!

We also need volunteers to help with **setting things up** on Friday, November 18. That includes bringing items from the club's storage unit to GMU, helping to set up the Kids' Activity Room, and helping dealers at the unloading dock so that process goes smoothly.

We need volunteer help at the **admissions table**. If several club members take a shift or two, it will make the process less chaotic and more efficient.

When the show ends at 4 p.m. on Sunday, we need volunteers to help **teardown**. We will need volunteers to pack up the Kids' Activity Room and gather all the club equipment and gear. We will need additional help with bringing it all back to our storage unit as well.

NVMC gem, mineral, and fossil show in November 2022. Photo: Tom Taaffe.

Donating Specimens for Kids

You can volunteer by donating mineral and fossil specimens for our kids' mines in the Kids' Activity Room. These should be suitable specimens for children, not too big or small (about 1 to 3 inches in size or weighing about 1 to 4 ounces). The specimens should be somewhat interesting and somewhat attractive and hopefully have some educational value.

Donated specimens should not be toxic, sharp, splintery, or otherwise dangerous. They would also be best in their natural unpolished state. Specimens from nearby localities are great choices, such as prehnite, amazonite, amethyst, and garnet.

Devising New Quizzes for Kids

You can volunteer to design or create a new mineral challenge, puzzle, or identification quiz for the Kids' Activity Room. Your new mineral quiz should not be too easy or too difficult; you want children to get some of the answers correct while still feeling challenged, and you want them to have learned something. If you have an idea and want feedback, please email me (Tom Taaffe) at rockcllctr@gmail.com.

For your newly designed quiz, you might want to use photos, line art, or even actual specimens. All of these ideas can work. Just remember that you want your quiz to be relatively uncomplicated and straightforward so that it is easy enough to take and easy to grade. It's been a long time since anyone other than me designed a new quiz for the Kids' Activity Room, so please give it a try!

Getting the Word Out

You can volunteer to help promote our annual show and really get the word out. We always need help with show advertising and promotion. After 2 years of doing without a show during the pandemic, rebuilding our show's following remains important—one or two people taking it on won't be enough. We mail postcards to previous attendees, and we post our show on some rockhound show calendars; but we really could use much more help.

As you might know, myriad social media options and opportunities exist, including Facebook, neighborhood websites, the Patch, websites of regional mineral clubs, and so on. I am sure that several NVMC members are much more fluent in and comfortable with navigating and posting on the web than I am. So please volunteer to get the word out.

When you are ready, please send me (Tom Taaffe) an email at rockcllctr@gmail.com, and I will give you all the specifics you will need to post our show on your selected spots on the web (show dates, place, hours of operation, admission fees, and so on).

2023 Gem, Mineral, and Fossil Show: Participating Dealers

R and L Minerals, Ron & Linda Tonucci, Waldorf, MD

Jon Feigin, Sewell, NJ

Crystal Luxe Lighting, Aldeane Josephs, Bethesda, MD

Arrowwood Minerals, Dick & Mary Ertel, Lexington, VA

Bob Farrar, Bowie, MD

Alan's Quality Minerals, Mount Laurel, NJ

The Garnet Group, Casper Voogt, Sterling, VA

Geosol Imports, Rob Evans, Hawley, PA

Hartstein Fossils, Gene Hartstein, Newark, DE

Dave Hennessey, Woodbridge, VA

Ken Reynolds, Herndon, VA

KBT Minerals & Fossils, Tom Taaffe, Vienna, VA

The Mineral House, Tom & Pam Kottyan, Bucyrus, OH

Broken Back Minerals, Eric Meier, Wilmington, DE

Andy Dietz, Ashland, VA

The Prospector Shop, Marianne Cannon, Gibsonia, PA



AFMS Code of Ethics

A large measure of the enjoyment of our hobby consists of collecting in the field. For that reason, the members are proud to endorse the following:

1. I will respect both private and public property and will do no collecting on privately owned land without permission from the owner.
2. I will keep informed of all laws, regulations, or rules governing collecting on public lands and will observe them.
3. I will, to the best of my ability, ascertain the boundary lines of property on which I plan to collect.
4. I will use no firearms or blasting material in collecting areas.
5. I will cause no willful damage to property of any kind, such as fences, signs, buildings, etc.
6. I will leave all gates as found.
7. I will build fires only in designated or safe places and will be certain they are completely extinguished before leaving the area.
8. I will discard no burning material—matches, cigarettes, etc.
9. I will fill all excavation holes that might be dangerous to livestock.
10. I will not contaminate wells, creeks, or other water supplies.
11. I will cause no willful damage to collecting material and will take home only what I can reasonably use.
12. I will practice conservation and undertake to utilize fully and well the materials I have collected and will recycle my surplus for the pleasure and benefit of others.
13. I will support the rockhound project H.E.L.P. (Help Eliminate Litter Please) and will leave all collecting areas devoid of litter, regardless of how found.
14. I will cooperate with field trip leaders and those in designated authority in all collecting areas.
15. I will report to my club or federation officers, the Bureau of Land Management, or other authorities any deposit of petrified wood or other materials on public lands that should be protected for the enjoyment of future generations or for public educational and scientific purposes.
16. I will appreciate and protect our heritage of natural resources.
17. I will observe the Golden Rule, will use good outdoor manners, and will at all times conduct myself in a manner that will add to the stature and public image of rockhounds everywhere.

AUCTION BID SLIP

ITEM # ______________________________
DESCRIPTION_________________________
FROM _______________________________
Starting bid amount:___________________
Bidders: You need to bid on this item if you want it to be auctioned! Place bid below.
NAME/BID
____
____
____
____
____
____

AUCTION BID SLIP

ITEM # ______________________________
DESCRIPTION_________________________
FROM _______________________________
Starting bid amount:___________________
Bidders: You need to bid on this item if you want it to be auctioned! Place bid below.
NAME/BID
____
____
____
____
____
____

AUCTION BID SLIP

ITEM # ______________________________
DESCRIPTION_________________________
FROM _______________________________
Starting bid amount:___________________
Bidders: You need to bid on this item if you want it to be auctioned! Place bid below.
NAME/BID
____
____
____
____
____
____
____

AUCTION BID SLIP

ITEM # ______________________________
DESCRIPTION_________________________
FROM _______________________________
Starting bid amount:___________________
Bidders: You need to bid on this item if you want it to be auctioned! Place bid below.
NAME/BID
____
____
____
____
____
____

AUCTION BID SLIP

ITEM # ______________________________
DESCRIPTION_________________________
FROM _______________________________
Starting bid amount:___________________
Bidders: You need to bid on this item if you want it to be auctioned! Place bid below.
NAME/BID
____
____
____
____
____
____

AUCTION BID SLIP

ITEM # ______________________________
DESCRIPTION_________________________
FROM _______________________________
Starting bid amount:___________________
Bidders: You need to bid on this item if you want it to be auctioned! Place bid below.
NAME/BID
____
____
____
____
____
____
____

SUMMARY SHEET FOR AUCTION ITEMS SUBMITTED BY_____

Initials	Item #	Description	Minimum bid	Final sale price
	1			
	2			
	3			
	4			
	5			
	6			
	7			
	8			
	9			
	10			
	11			
	12			
	13			
	14			
	15			
	16			
	17			
	18			
	19			
	20			

October 2023—Upcoming Events in Our Area/Region (see details below)

Sun	Mon	Tue	Wed	Thu	Fri	Sat
1	2 NVMC mtg, Dunn Loring, VA	3	4 MSDC mtg, Washington, DC	5	6 Show, Virginia Beach, VA	7 Shows, MD, VA, PA
8 Show, Virginia Beach, VA	9 Columbus Day	10	11	12	13	14
15	16 GLMSMC mtg, Rockville, MD	17	18	19	20 Show, Franklin, NC	21 Shows, Franklin, NC, S Charleston, WV
22 Shows, NC, WV	23	24	25 MNCA mtg, Burke, VA	26	27	28
29	30	31 Halloween				

Event Details

2: Dunn Loring, VA—Northern Virginia Mineral Club; https://www.novamineralclub.org/.

4: Washington, DC—Mineralogical Society of the District of Columbia; http://www.mineralogicalsocietyofdc.org/.

6-8: Virginia Beach, VA—Annual show; Treasures of the Earth, Inc; Virginia Beach Conv Ctr, 1000 19th St; Fri 12-6, Sat 10-5, Sun 10-5; adults $8, 16 & under free; info: www.TreasuresOfTheEarth.

7: Waldorf, MD—Annual show; Southern Maryland Rock and Mineral Club; Old Waldorf School, 3074 Crain Hwy; Sat 9-4; adults $5, 65+ $4, 13-17 $3, 12/under free; info: SMRMC.org.

7: Macungie, PA—Annual show; Philadelphia Earth Sciences Ass'n; Macungie Memorial Park, 50 Poplar St; Sat 8:30-3; admission free; info: www.facebook.com/profile.php?id=100064902032245.

16: Rockville, MD—Gem, Lapidary, and Mineral Society of Montgomery County; https://www.glmsmc.com/.

21-22: S Charleston, WV—Annual show; Kanawha Rock and Gem Club; S Charleston Comm Ctr, 601 Jefferson Rd; Sat 10-6, Sun 10-4; 13+ $2, kids free; info: www.kanawharockandgemclub.org.

20-22: Franklin, NC—Show and sale; Franklin NC Gem & Mineral Society; Robert C Carpenter Comm Bldg, 1288 Georgia Rd; Fri 10-6, Sat 10-6, Sun 10-4; $3 adults, 13-18 $2, 12/under free; info: www.visitfranklinnc.com.

26: Burke, VA—Micromineralogists of the National Capital Area; http://www.dcmicrominerals.org/.

2023 Club Officers

President: Jason Zeibel
president@novamineral.club
Vice President: Craig Moore
vicepresident@novamineral.club
Secretary: Vacant
Treasurer: Roger Haskins
treasurer@novamineral.club
Communication: Vacant
Editor: Hutch Brown
editor@novamineral.club
Field Trip Chair: Vacant
Greeter/Door Prizes: Vacant
Historian: Kathy Hrechka
historian@novamineral.club
Show Chair: Tom Taaffe
show@novamineral.club
Tech Support: Tom Burke
tech@novamineral.club
Webmaster: Casper Voogt
webmaster@novamineral.club

The Northern Virginia Mineral Club, Inc.

Visitors are always welcome at our club meetings!

PLEASE VISIT OUR WEBSITE AT:
http://www.novamineralclub

Please send your newsletter articles to:
Hutch Brown, editor
4814 3rd Street North
Arlington, VA 22203
hutchbrown41@gmail.com

RENEW YOUR MEMBERSHIP!

SEND YOUR DUES TO:
Roger Haskins, Treasurer, NVMC
4411 Marsala Glen Way, Fairfax, VA 22033-3136

OR

Bring your dues to the next meeting.

Dues: Due by January 1 of each year;
$20 individual, $25 family, $6 junior (under 16, sponsored by an adult member).

Club purpose: To encourage interest in and learning about geology, mineralogy, lapidary arts, and related sciences. The club is a member of the Eastern Federation of Mineralogical and Lapidary Societies (EFMLS—at http://www.amfed.org/efmls) and the American Federation of Mineralogical Societies (AFMS—at http://www.amfed.org).

Meetings: At 7:30 p.m. on the first Monday of each month (except January and September) at the Dunn Loring Fire Station, 2148 Gallows Road, Dunn Loring, VA.* (No meeting in July or August.)

**Changes are announced in the newsletter; we follow the snow schedule of Fairfax County schools.*